



Annual Report

2024-25

Table of Contents

Mission & Vision	2
FRom the Chair	3
ED Report	4
Cycle of Change	5
Impact by the #	6
Financial Snapshot	8
Bikes for Youth	9
Tracking mode shift	10
Events	11
Student feedback	13
Teacher feedback	14
Funders	15
Financial Statements	16



Mission



Empowering youth to be healthy and resilient through using a bicycle to reach everyday destinations.



Vision

Youth have agency to independently travel their community by bicycle.

Acknowledging where we roll

Place-making is a key part of what we do. As we share these magnificent landscapes in and around Moh'kinstsis, we acknowledge the important role Indigenous Peoples have as stewards of the land. As settlers, and in the spirit of reconciliation, we value the oral history and teachings of the Siksika Nation, the Piikani Nation, the Kainai Nation, the Îlethka Stoney Nakoda Nation (consisting of the Chiniki, Bearspaw and Goodstoney Nations), the people of the Tsuut'ina Nation, and the Métis.



From the Board

This year has been wild ride! A year where we hit new milestones and grew by leaps and bounds. For a charity that is just five years old, Youth En Route has an outsized impact reaching 4,698 students – that includes 500 special needs students. We have three fleets of bikes – two for PE classes and one of trikes for special needs students. Program offerings now include Winter Biking, a message to all that Calgary is a year-round biking city.

Over the past two years, our board has made some strategic decisions to better meet our mission. This includes getting into the bike refurbishing business giving bikes to teens, but also starting the Kids Bike Trade Up. We expanded to lease space for a BikeHub at Shedpoint, which has been a great gathering, building and storage space – marking a shift in the number of bikes and staff we are able to accommodate.

The Kids Bike Trade Up puts bikes in the hands of nearly 200 deserving kids while also giving used bikes a new home. Through the Youth Advisory Council teens are now acting as role models and inspirations to their peers with the success of the ABC week.

The feedback we received from students was heartwarming. Comments like "I have never had a bike ever, and this would be amazing since I've been borrowing my friend's extra bike to bike around together." really paint a picture of the impact Youth En Route continues to have.

On behalf of the board of directors, thank you to the expanding staff for the time, energy, and heart you've given to support our cycling charity. Because of your efforts, more young people are not only receiving bikes but also gaining confidence, freedom, and joy that will last a lifetime.

Carolyn Kury de Castillo,
Chair of the Board



Board Members

Carolyn Kury de Castillo
Chris Saunders
Kimberley Nelson
Adnan Qalib
Tim Schafer
Leslie Schleich
Dimitri Gianoulis
Ivan Osorio
Laura Shutiak (Exec Dir)



Board members at the AGM



Staff and board help at Kids Bike Trade UP event



From the ED

Youth en Route prides itself on being nimble and reacting to change and growth quickly and effectively. So what happened when we got a few grants? We were able to ramp up our programming, reaching three times the number of youth from the previous school year. In last year's annual report, we celebrated teaching 1,300 youth cycling skills. This fiscal year the number is 4,600. It's an amazing testament to our team of Cyclists in Residence. They were keen to pick up more shifts, on board new staff and support more teachers at schools.

We continue to learn and improve our programming. We've honed our focus on Grade 10 students. These kids have the maturity to ride safely, the interest in mobility options and we also think they learn how to be better drivers. The Grade 10 curriculum focusses on life-long activity and life skills – which is perfect for cycling education. Because it's a required course, so we find many students in PE 10 that lack any kind of cycling experience. We can open their eyes to a sustainable mode of transportation.

Our adaptive programming has also really taken off. We've expanded our reach down to the elementary school level. So many of these special kids benefit from cycling for physical activity and engagement. Because of a lack of funding, we haven't been able to buy more bikes to leave at schools. Many of these students would benefit from daily biking, and not just for the week we visit. We've made this a goal for next year.

One of our tasks this year has been to articulate our impact. It's easy for us to say we taught 4,600 students, or gave away 500 bikes. But what does that mean in a practical sense? We know that youth are empowered and that biking is freedom, but how do we connect our work to independence and how does this new independence impact their future? Take a look at the next page where we articulate our Cycle of Change. Our work is not just about reducing transportation poverty – although that's really important – it's about giving youth the tools and skills to understand their role as people and citizens. Understanding their place in our city, gives them the confidence to connect to city and community in a deeper and more meaningful way.

I'd like to thank the members of the board, both current and past, for their dedication and vision as we forge new routes for youth. We now have full-time staff, something we've never had before, and will be able to grow, adapt and continue to have an outsized impact.

Laura Shutiak
Executive Director





Cycle of Change

WHEN WE TEACH YOUTH
BASIC CYCLING SKILLS,

AND PROVIDE A SAFE,
RELIABLE REFURBISHED
BIKE, HELMET AND LOCK

YOUTH HAVE AGENCY TO EXPLORE,
COMMUTE TO SCHOOL AND GO
PLACES

AND ARE EMPOWERED TO BE
INDEPENDENT PROBLEM
SOLVERS.

YOUTH ARE CONNECTED TO
PEERS, THEIR COMMUNITY
AND OPPORTUNITIES

THEY ARE PHYSICALLY ACTIVE,
HAPPIER AND PERFORM BETTER
AT SCHOOL

NOW LEADERS, THESE YOUNG ADULTS ARE
INDEPENDENT, HEALTHY AND CHAMPION VIBRANT
SUSTAINABLE COMMUNITIES



By the #s

Grades

Middle: 377

7-9: 1,020

10-12: 3,301

Total: 4,698

Schools

High: 12

Jr High: 6

Middle: 14

Total: 32

Semester

Fall: 1,326

Spring: 3,372

Class

LEAD*: 180

Special Ed: 522

Outdoor Ed: 745

PE: 3,251

*Literacy, English, Academic Development
(CBE program for refugees using typical
bikes)

Programs



Typical

Able-bodied kids, on regular bikes learned basic balance, control and skills to choose cycling as transportation.

Total: 3,966



Winter

Skilled riders experienced winter riding on bikes with studded tires to understand how to dress and ride safely in all weather.

Total: 210



Adaptive

Special needs students experienced cycling on fleet of tricycles, with support from skilled instructors gaining new words, skills and a sense of belonging.

Total: 522



In pictures



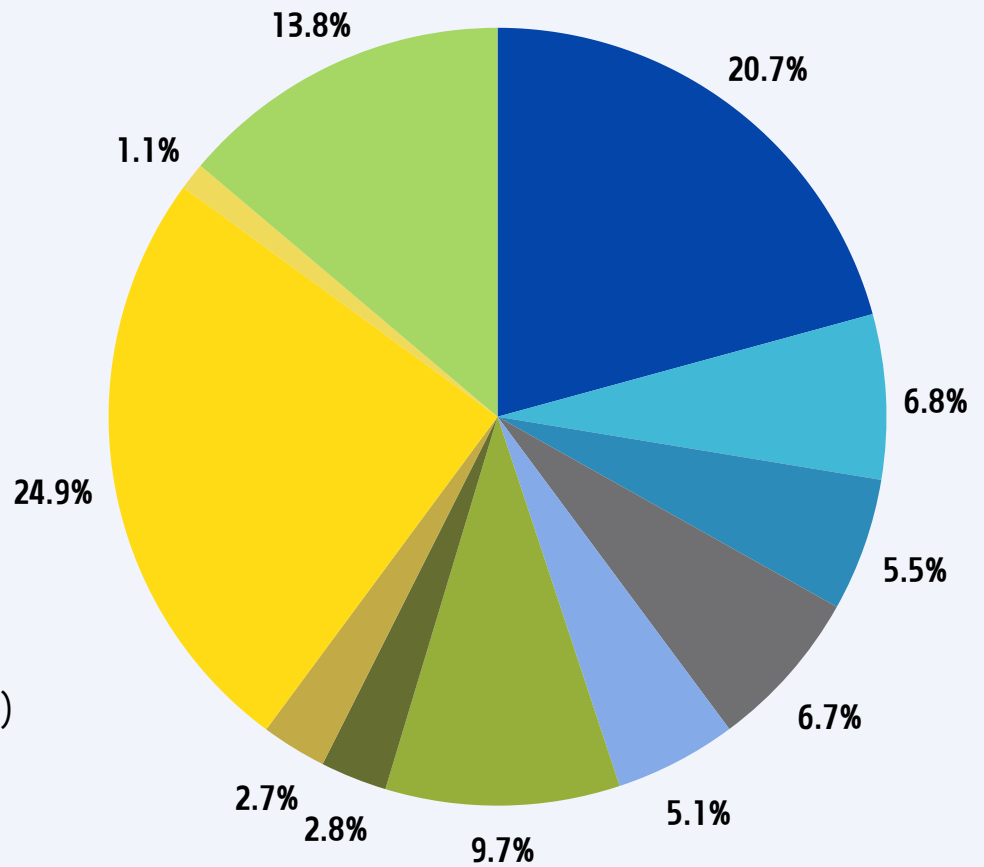
These images show the joy and accomplishment that comes with acquiring a new skill and honing it with confidence in a controlled setting. Lifting a hand to signal a turn, braking with confidence, following the line and being aware of others are all skills practiced in class.



Financial Snapshot

Revenue

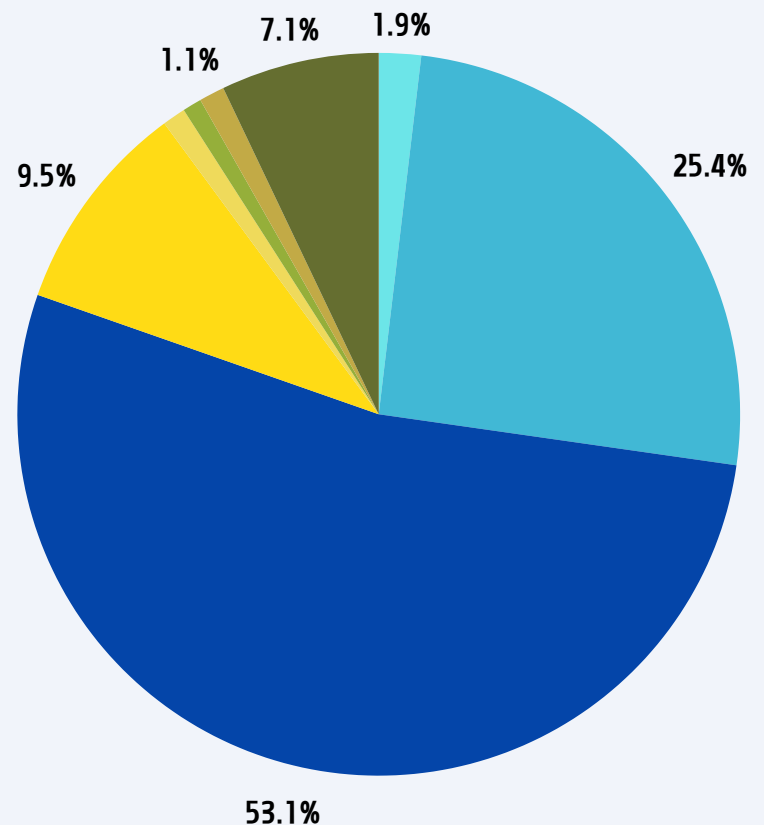
- Alberta Ecotrust
- Alberta Sport & Rec
- Jumpstart
- City of Calgary CEG
- ABA / Can Cycling
- Prosser, 100 Men
- Calgary Foundation
- Canada Summer Jobs
- Donations
- Fundraising
- City of Calgary DIM (2026)



Total Revenue
\$345,114

Expenses

- Bike storage, moving, repair
- Equipment
- Payroll
- Rent
- Youth Advisory Council
- Research
- Programming costs, insurance
- Administration



Total Expenses
\$282,590

Bikes to Youth

We've realized that it takes a lot of bikes to keep kids riding. 582 to be exact. In May, we hired Mario Rocha as operations manager and master bike mechanic to keep everyone rolling. And we moved to a physical location, called our Bike Hub at Shed Point, so we can manage intake of bike donations, quality control and work with teams of bike refurbishers all over the city, including our good partners at the Bike Shed.

With close to 600 bikes needed for our operations, that's not something one person can do. We are so happy to continue our longstanding partnership with the Bike Shed at the Greater Forest Lawn 55+ society. They provided over 120 of our 582 total bikes that we got to kids and families this year.



Bike Counter

Fall/Winter	155
Spring/Summer	184
Kids Bike Trade up	260
YER teaching fleet	103
Total	702

There were 339 kids who received a bike after learning cycling skills at school. Thanks to the support of 100 Men Calgary and the Prosser Charitable Foundation, these bikes were delivered with a helmet, lock, tool and pump and chain lube from Calgary-based manufacturer Go Big. This really makes the bike investment last and keeps bikes on the road.



Tracking Mode Shift

School Travel survey data

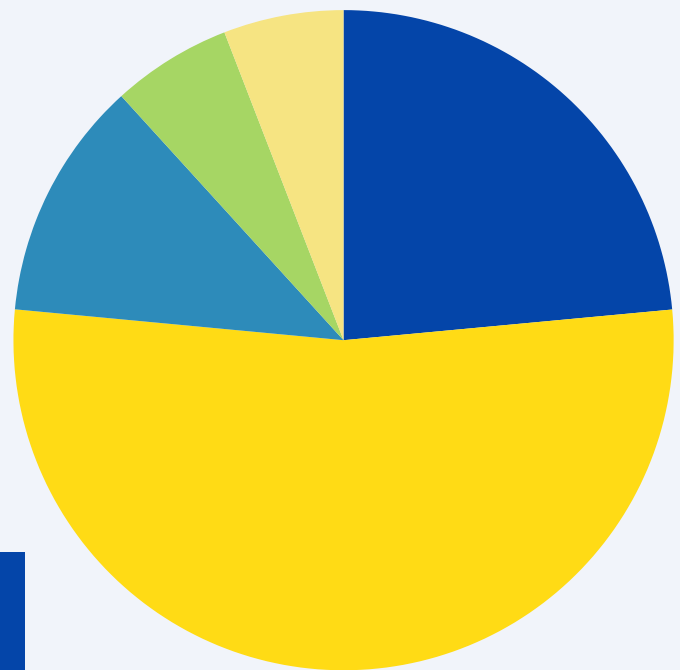
Survey completed 2x per school year at participating schools. Show % of students using active modes of travel.

School	2023	2024	2025
Bishop McNally	0.8	1.20	2.45
Forest Lawn	0	1.4	4.4
Father Lacombe	N/A	0.38	4.3
Our Lady Rockies	0	1.6	?

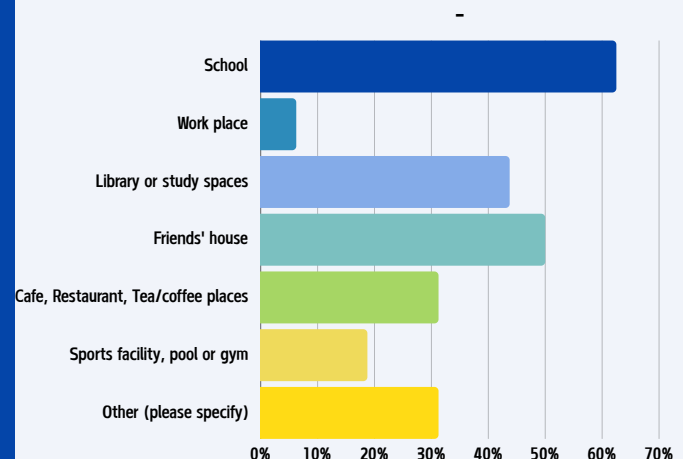
Post bike giveaway survey data collected 6 months after student has had bike.

How often do you bike?

- Daily
- A couple of times per week
- Once a week
- A couple of times per month
- Once a month



Where do you ride?



It has helped me and my family a lot. When we need to do small errands that are close by, we don't need to use the car instead I can just use my bike. It's really efficient for us all.

It really helped with my mobility, I went out more often this summer

My bike helped me make a new friend who also rides a bike because we both rode to similar destinations. It also brought out the mechanic in me because I had to pump the tyres at times and oil the chain and gear once a week. When I first got it I wasn't able to use the U-lock because I didn't understand how to use it but I learnt it with the help of a kind stranger in the train station who taught me how to lock the bike.

it really just made me feel independent

Events



Funded by the City of Calgary's, waste and recycling grant, the Kids Bike Trade UP had a much bigger impact on our organization than the events themselves. This seed funding created our first Hub space, to accept bike donations and work with partners to get them refurbished and out to kids through our kids bike trade up, or to youth as part of our school bike giveaway programs. Funded for a five-month pilot, the first event on May 31, helped us show value to Calgary Foundation who have granted us \$50,000 over two years to keep the Hub operating.

By the Numbers
Events: 3
Bikes rehomed: 260
Bikes donated: 213 :




Bicycle Film Festival presented by Ridley's Cycle



On Aug. 15, 2025, Ridley's Cycle presented the Bicycle Film Festival at the Globe Cinema. It was a sell out, with close to 300 tickets sold. Ridley's had so many great prizes that were raffled off with proceeds going to Youth en Route. We are still sorting the final accounting, but it was a raging success and we hope we can do it again.

The selection of short films were inspiring and fun, and hit the right gear for the passionate cyclists in the crowd. Bike Calgary provided the Bike Valet. It was a great event, and raised \$7,500 for YER programming



ABC Challenge

Apr. 28–May 3
2025

Youth en Route was thrilled with the participation in its ABC—Anything But Cars—Challenge. The ABC Challenge put schools against one another in a friendly competition meant to encourage kids to use any method of transport, that does not involve cars, to get to school. Twenty young leaders on our Youth Advisory Council planned and organized this event.

The event had a turnout of 634 participants from 11 schools—a noticeable increase from the 2023 turnout of 389 participants from nine schools. Western Canada high school had 345 students register for the event, which resulted in a 753,000 KG reduction of CO2 emissions. John Diefenbaker High School saw 6.2% of their student population participate in the event. Jack James High School had nine students participate, however they rode an amazing 3,000 kilometers on their bikes. Graduate Adam Rhind of Bathtub Bikes presented to classes to learn about bike mechanics and how they could get around the city by bike. Five lucky students of Jack James were given bikes. Teacher Kaitlyn Lampic, expected that the next time they participate in the ABC event, there will be higher participation because more students will have bikes to ride. Father Lacombe High School had 44 event participants – which is about 10 times the usual bike riders. Installing secure parking for more bikes will encourage even more students to participate in future ABC events.

Youth en Route would like to thank our Youth Advisory Council for their leadership and B&P Cycle and Sports, Ridley's Cycle, and BikeBike, who provided some of the fantastic rewards to our ABC Challenge winners.



ABC Challenge #s

Highest school participation:	Western Canada 12 %
KM travelled:	632,090
KG of CO2 saved	755,666
Highest average KM/student	Forest Lawn at 44 km
Highest Ave calories burned:	Jack James 280
Most Cupcakes eaten:	John Diefenbaker
# of prizes given out:	85
# of bikes given out:	14

School	# of participants	% of school
	388	12
	96	6.15
	44	2.18
	37	1.75
	25	1.56
	25	1
	9	1.75
	5	.1

What youth say:

“

Thank you guys for the opportunity to learn how to bike 😊😊. I'm grateful - Father Lacombe student

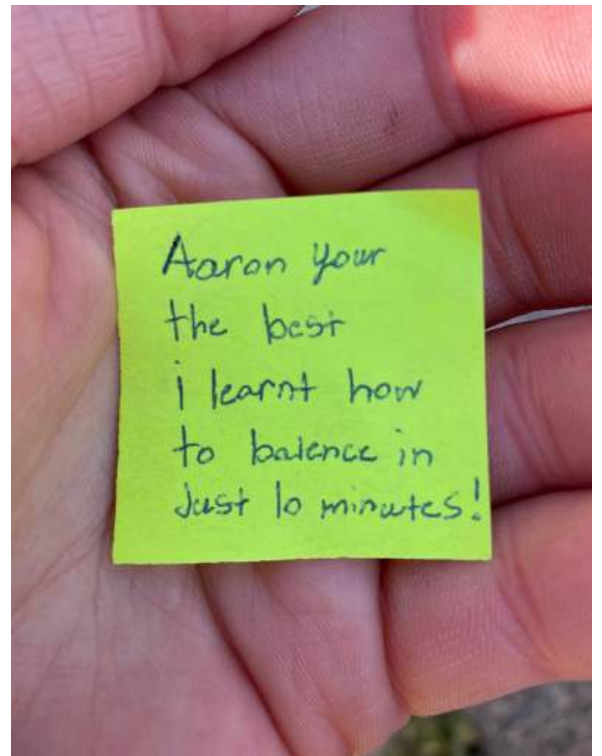
"I wanted to say, THANK YOU!! Thank you so much for coming to my school and especially for giving me an avenue into bike riding. Because of you guys, I want to ride a bike again and know how to be safe on the road. I really appreciate it and it's been really fun. Please continue to do this stuff all across Alberta/Canada and know that it really is making a huge impact. PS. Stuart was cool lol" - Bishop McNally student

"This program is really helpful for students, I learnt how to gear and would love to have a bike."

Bishop McNally Student

"I really appreciate you guys doing this since a lot of students aren't able to afford bikes. I know everyone is really grateful. 😊 "

Father Lacombe Student



"I'm so excited that I just learned to ride a bike with EnRoute and this will be my first bike."

Forest Lawn student

"I am from a single parent family and I have never had a bike before. I just learned to ride and think I would like a bike to go an adventure" - Ian Bazalgette student

”

Teacher and Educator Feedback



Selene Atherton, CBE Specialist

YER's program is extremely valuable for our students. When working with students with disabilities many will not ever have the opportunity to learn to ride a bike or experience an adapted bike. The equipment is also expensive, and many schools cannot afford to purchase adapted bikes. This allows for students to learn new gross motor skills, without schools needing to front the cost of purchasing a bike.

Donny Marchuk Consultant, Physical Education 10-12 Calgary Catholic SD

There is strong, and more importantly, growing interest in YER programming across our schools in Calgary Catholic. Teachers consistently highlight how well Youth en Route aligns with our District's goals around promoting physical activity, sustainable transportation, and inclusive education. The engagement from schools like All Saints, Bishop McNally, Father Lacombe, and Our Lady of the Rockies this year is a clear reflection of the demand and the meaningful impact your programs are having on our students, including those with special needs. We look forward to a continued partnership, utilizing the programming of Youth en Route, in the years to come.

David Chytrcek, Physical Education CT Bishop McNally High School

The Youth En Route program had a powerful impact on Bishop McNally students by equipping them with vital biking skills, safety knowledge, and a deeper understanding of Calgary's extensive pathway network. The hands-on experience with over 75 bikes created an inclusive and engaging environment that encouraged active transportation and healthy lifestyles. Most meaningfully, the program gifted participating students with a bike, helmet, and lock—removing barriers and empowering them to continue biking confidently and independently beyond the classroom.



Our biggest indication of success is the 100% return rate.

Funders



Dozens of individual donors

13008037 Canada Association operating as Youth En Route

**Financial Statements
(unaudited)**

Year ended August 31, 2025

13008037 Canada Association operating as Youth En Route
Statement of Financial Position
(unaudited)

	August 31, 2025	August 31, 2024
Assets		
Cash at bank	\$ 87,580	14,225
Inventory of product for use in projects and for fundraising	-	4,194
Miscellaneous receivables and prepaid expenses	4,753	3,851
	<u>92,333</u>	<u>22,269</u>
Liabilities		
Accounts payable	\$ 7,894	5,034
Payroll liabilities	6,862	394
Short-term loan payable	8,000	8,000
	<u>22,756</u>	<u>13,428</u>
Equity		
Retained earnings	\$ 69,577	8,841
	<u>92,333</u>	<u>22,269</u>



Director



Director

13008037 Canada Association operating as Youth En Route
Statement of Operations
(unaudited)

	Year ended August 31, 2025	Year ended August 31, 2024
Income		
Grants received	\$ 256,745	49,342
Donations	82,872	59,724
Fundraising receipts, less related costs	4,586	2,409
Interest income	281	5
	<u>344,484</u>	<u>111,479</u>
Expenses		
<u>Program expenses</u>		
Bikes and equipment	68,503	28,049
Bike restoration and maintenance	4,548	1,990
Bike transportation and storage	7,448	2,138
Racks, storage and infrastructure	1,107	2,511
In-school programming	11,584	5,084
Payroll and volunteer recognition	152,251	58,275
Rent	2,933	-
Other project costs	17,448	9,295
	<u>265,822</u>	<u>107,343</u>
<u>Administration and fundraising costs</u>		
Payroll	3,224	8,245
Financial charges	220	553
Insurance	697	744
Bookkeeping	8,798	5,919
Organizational development	-	4,188
Website and software	4,432	957
Other expenses	556	811
	<u>17,927</u>	<u>21,416</u>
Total expenses	283,748	128,759
Excess of income (expenditures) for the year	60,736	(17,279)
Opening retained earnings	8,841	26,121
Closing retained earnings	\$ <u>69,577</u>	<u>8,841</u>

13008037 Canada Association operating as Youth En Route
Statement of cash flows
(unaudited)

	Year ended August 31, 2025	Year ended August 31, 2024
Operating activities		
Excess of income over expenditures for the year	60,736	(17,279)
Net changes in non-cash working capital items		
Inventory	4,194	4,066
GST receivable	(902)	(1,975)
Accounts payable	2,860	4,603
Payroll liabilities	6,468	(226)
Cash used in operations	73,355	(10,813)
Cash at beginning of year	14,225	25,038
Cash at end of year	87,580	14,225

13008037 Canada Association operating as Youth En Route
Notes to financial statements
Year ended August 31, 2025
(unaudited)

1 Formation

13008037 Canada Association is a corporation without share capital which was incorporated on May 11, 2021, under the Canada Not For Profit Corporations Act. It operates as a Registered Charity under the name Youth En Route ("YER").

2 Operations

YER promotes and facilitates cycling for schoolchildren by providing cycling education, refurbished bicycles and other equipment.

3 Registered Charity status

On July 21, 2022 YER was granted Registered Charity status by the Canada Revenue Agency, it previously operated as a non-profit organization.

4 Additional information to comply with the disclosure requirement of the Charitable Fund-Raising Act and Regulation

No expenses were incurred for the purpose of soliciting contributions. No amount was paid as remuneration to employees whose principal duties involve fund-raising. No amount was paid as remuneration to a fund-raising business, including any expenses or fees paid by YER on behalf of the fund-raising business or as reimbursements to the fund-raising business.